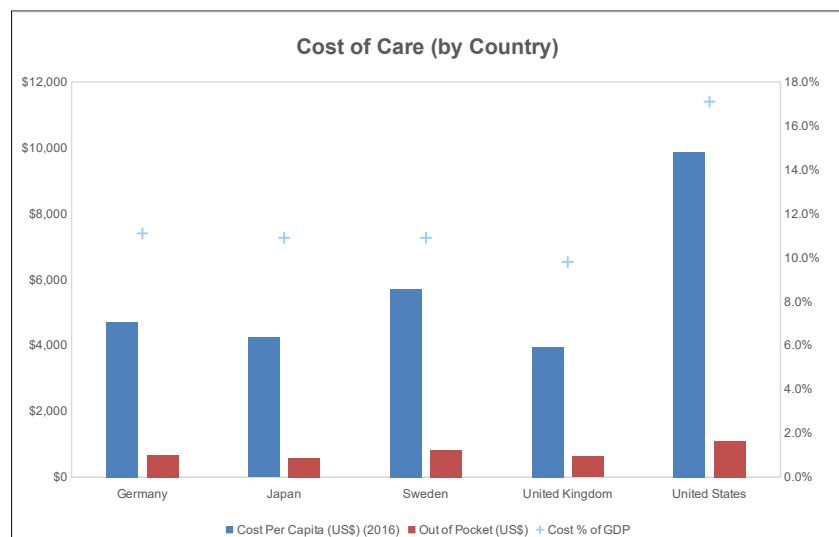


# COMPARISON OF NATIONAL HEALTHCARE SYSTEMS

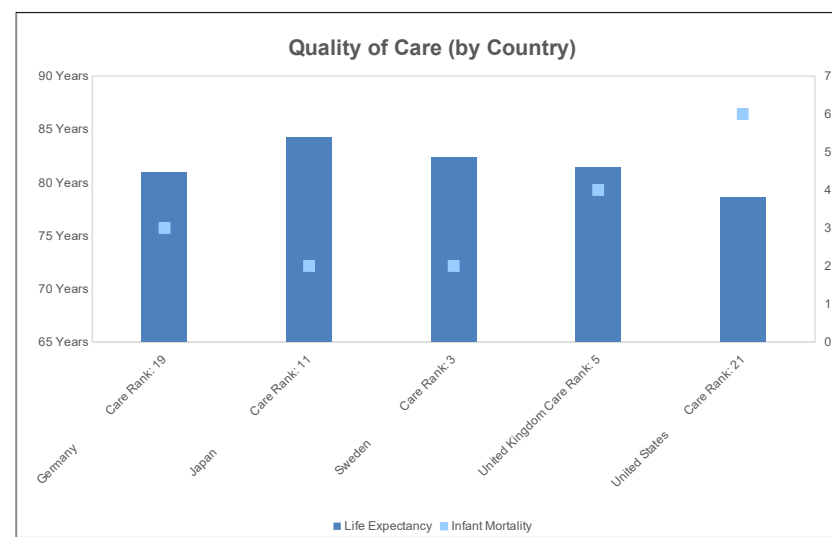
Country	Population <sup>1</sup>	% Insured	Cost Per Capita (US\$) (2016)	Out of Pocket (US\$)	Cost % of GDP	Care Ranking	Life Expectancy	Infant Mortality	Doctors per 10,000 Population	Nurses per 10,000 Population
Germany	83,517,000	100.00%	\$4,714	\$678.00	11.1%	19	80.9	3	42.1	132
Japan	126,860,000	100.00%	\$4,233	\$582.00	10.9%	11	84.2	2	24.1	115.2
Sweden	10,036,000	100.00%	\$5,711	\$821.00	10.9%	3	82.3	2	54	115.4
United Kingdom	67,530,000	100.00%	\$3,958	\$632.00	9.8%	5	81.4	4	28.1	82.9
United States	329,065,000	90.80%	\$9,870	\$1,094.00	17.1%	21	78.6	6	25.9	85.5

## Sources:

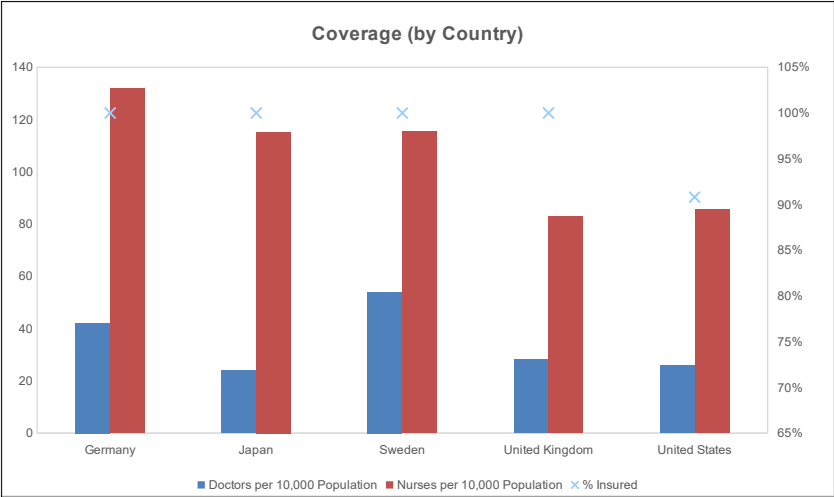
- United Nations, Department of Economic and Social Affairs, Population Division (2019). World Population Prospects 2019: Data Booklet (ST/ESA/SER.A/424).
- OECD (2019), Health at a Glance 2019: OECD Indicators, OECD Publishing, Paris, <https://doi.org/10.1787/4dd50c09-en>.
- World health statistics 2019: monitoring health for the SDGs, sustainable development goals. Geneva: World Health Organization; 2019. Licence: CC BY-NC-SA 3.0 IGO.
- World health statistics 2019: monitoring health for the SDGs, sustainable development goals. Geneva: World Health Organization; 2019. Licence: CC BY-NC-SA 3.0 IGO.
- Global Health Expenditure Database. Health expenditure series. Geneva: World Health Organization. Last accessed Nov. 15, 2019.
- GBD 2017 SDG Collaborators. "Measuring progress from 1990 to 2017 and projecting attainment to 2030 of the health-related Sustainable Development Goals for 195 countries and territories: a systematic analysis for the Global Burden of Disease Study 2017." Lancet (London, England) vol. 392,10159 (2018): 2091-2138. doi:10.1016/S0140-6736(18)32281-5
- World health statistics 2019: monitoring health for the SDGs, sustainable development goals. Geneva: World Health Organization; 2019. Licence: CC BY-NC-SA 3.0 IGO.
- UNICEF (2019). The State of the World's Children 2019. Children, Food and Nutrition: Growing well in a changing world. UNICEF, New York.
- World health statistics 2019: monitoring health for the SDGs, sustainable development goals. Geneva: World Health Organization; 2019. Licence: CC BY-NC-SA 3.0 IGO.
- World health statistics 2019: monitoring health for the SDGs, sustainable development goals. Geneva: World Health Organization; 2019. Licence: CC BY-NC-SA 3.0 IGO.



This demonstrates that the US has much higher healthcare costs on a per capita, out of pocket, and % of GDP basis.



This demonstrates that the quality of care in the US is lower in terms of overall care ranking, infant mortality rates, and life expectancy.



This demonstrates that the US has less coverage in terms of doctors per capita, nurses per capita, and total % insured